

ಸಮಾಜ ಕಲ್ಯಾಣ ಇಲಾಖೆ
Social Welfare Department
ಗ್ರೂಪ್ ಎ,ಬಿ,ಸಿ ಪರೀಕ್ಷೆಗೆ ಪೂರ್ವಭಾವಿ ತರಬೇತಿ
Pre-Examination Coaching for Group A/B/C

Step 1: Enter the login details

Apply for Service

Mobile No

OTP/Password

4bF7d5 Type here

Forgot Password | New user? Register here

Submit

Check Your Application Status

Select Department

Select Service

Enter your Application ID

Check Status Now

© All Rights Reserved Powered by SERVICEPLUS

Step 2 : Citizen Login will be displayed

Menu

- Apply for services
- View Status of Application
- Messages & Alerts

ABOUT SERVICE PLUS

Welcome to Service Plus

ServicePlus is a generic application to provide an electronic delivery for all the services provided by The Government to The citizen. The Government of India, State Governments and Local Governments are providing various services to benefit the citizens at Centre, State or Local level primarily Government to Citizen (G2C) and Government to Business (G2B). The services provided are either demand driven or mandated by the legislation. The services provided by Government can be categorized as:

1. Regulatory Services: Regulatory services are services like trade licence, permit for construction of a building etc that can be denied by the Government.
2. Statutory Services: Statutory services are services like Issuance of Birth/Death certificate which cannot be refused by Government.
3. Developmental Services: Developmental Services are services or schemes provided by Government for the benefit of citizens like NREGS, IAY, Old age Pension etc.

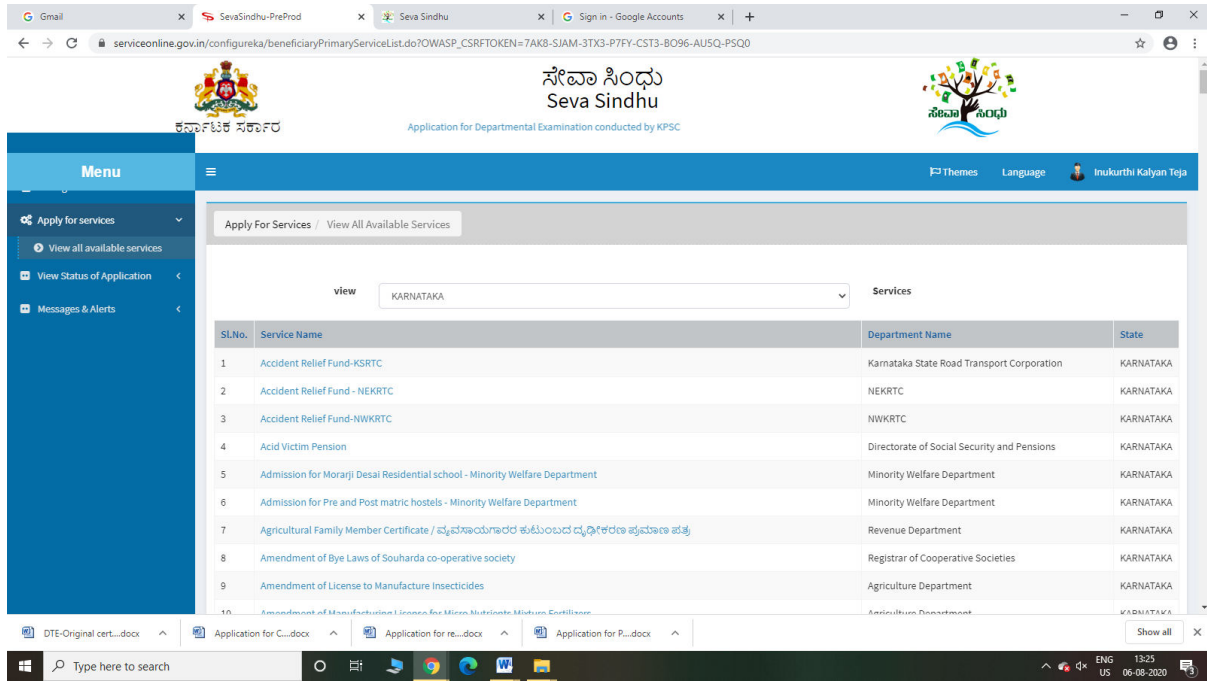
The following are the salient features of the software -

1. Service(s) will be created online
2. Citizens will be submitting applications online
3. Service units will be able to receive application online
4. Service units will be able to verify documents and application fee online
5. Service units will be able to escalate application to some other person, in the case of absence of dealing authority, online
6. Citizens will be monitoring Application status online
7. Private Service Access Providers will be participating in the application receipt/submission and service delivery process online message.ekyc.add.mapping=Please add atleast one mapping

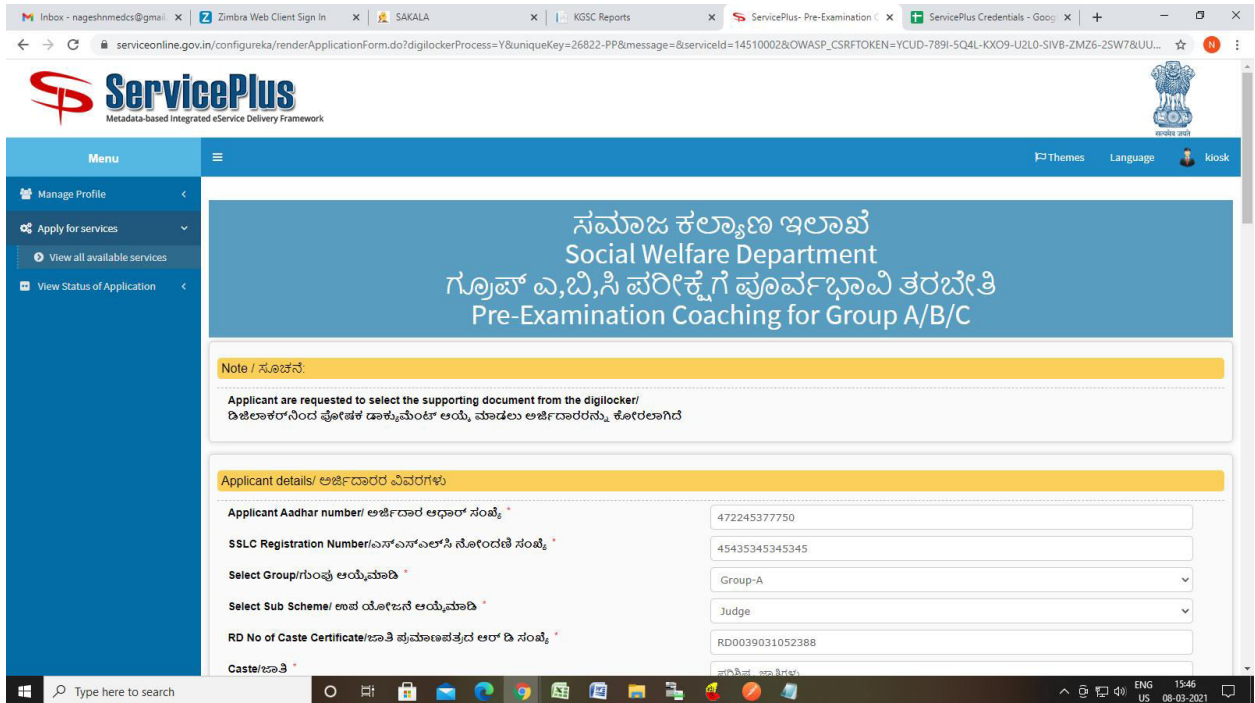
DTE-Original cert...docx Application for C...docx Application for re...docx Application for P...docx

Type here to search ENG 13:24 06-08-2020

Step 3 : Search the required service and click to open



Step 4 : Fill the Applicant Details & Photocopies details



Step 5 : Click on I agree checkbox and fill the Captcha Code as given & Submit

Branch Name/ಶಾಖೆಯ ಹೆಸರು * GULBARGA

Bank A/C No/ಬ್ಯಾಂಕ್ ಖಾತೆ ಸಂಖ್ಯೆ * 543534534534

Bank IFSC Code/ಬ್ಯಾಂಕ್ ಐಎಫ್‌ಸಿ ಸಿ ಕೋಡ್ * ANDB0000164

Declaration/ಘೋಷಣೆ

I Agree *

Yes, The information/ details provided above are true to the best of my knowledge/ಹೌದು, ಮೇಲೆ ನೀಡಲಾದ ಮಾಹಿತಿ / ವಿವರಗಳು ನನ್ನ ಜ್ಞಾನದ ಅತ್ಯುತ್ತಮವಾದವುಗಳಾಗಿವೆ

Word verification

jw62ka

Please enter the characters shown above

[Draft](#) [Submit](#) [Close](#) [Reset](#)

MINISTRY OF PANCHAYATI RAJ | Digital India | data.gov | .gov.in | Deity | PMINDIA

Site is technically designed, hosted and maintained by National Informatics Centre. Contents on this website is owned, updated and managed by the Ministry of Panchayati Raj. POWERED BY SERVICEPLUS

Step 6: Enter OTP and Validate Aadhar Number

Validate OTP

Please enter the OTP received in your registered mobile number from UIDAI for 472245377750.

Enter OTP *

Click on validate button to validate OTP

[Validate](#) [Close](#)

Branch Name/ಶಾಖೆಯ ಹೆಸರು * GULBARGA

Bank A/C No/ಬ್ಯಾಂಕ್ ಖಾತೆ ಸಂಖ್ಯೆ * 543534534534

Bank IFSC Code/ಬ್ಯಾಂಕ್ ಐಎಫ್‌ಸಿ ಸಿ ಕೋಡ್ * ANDB0000164

Declaration/ಘೋಷಣೆ

I Agree *

Yes, The information/ details provided above are true to the best of my knowledge/ಹೌದು, ಮೇಲೆ ನೀಡಲಾದ ಮಾಹಿತಿ / ವಿವರಗಳು ನನ್ನ ಜ್ಞಾನದ ಅತ್ಯುತ್ತಮವಾದವುಗಳಾಗಿವೆ

Word verification

jw62ka

Please enter the characters shown above

[Draft](#) [Submit](#) [Close](#) [Reset](#)

MINISTRY OF PANCHAYATI RAJ | Digital India | data.gov | .gov.in | Deity | PMINDIA

Site is technically designed, hosted and maintained by National Informatics Centre. Contents on this website is owned, updated and managed by the Ministry of Panchayati Raj. POWERED BY SERVICEPLUS

Step 7: A fully filled form will be generated for user verification

The screenshot shows a web browser window with the ServicePlus application form. The form is titled "Applicant details/ ಅರ್ಜಿದಾರರ ವಿವರಗಳು". The form fields are as follows:

Application Reference Number :	Draft_SC012S202100001
Applicant Aadhar number/ ಅರ್ಜಿದಾರರ ಆಧಾರ್ ಸಂಖ್ಯೆ :	Aadhaar Verified
SSLC Registration Number/ಎಸ್‌ಎಲ್‌ಸಿ ನೋಂದಣಿ ಸಂಖ್ಯೆ :	45435345345345
Select Group/ಸಂಸ್ಥೆ ಆಯ್ಕೆಮಾಡಿ :	Group-A
Select Sub Scheme/ ಉಪ ಯೋಜನೆ ಆಯ್ಕೆಮಾಡಿ :	Judge
RD No of Caste Certificate/ಜಾತಿ ಪ್ರಮಾಣಪತ್ರದ ಆರ್‌ಡಿ ಸಂಖ್ಯೆ :	RD0039031052388
Caste/ಜಾತಿ :	ಬರಹಿಷ್ಯ ಜಾತಿಗಳು
SubCaste/ಉಪಜಾತಿ :	Adi Karnataka
RD No of Income Certificate/ಆದಾಯ ಪ್ರಮಾಣಪತ್ರದ ಆರ್‌ಡಿ ಸಂಖ್ಯೆ :	RD4039031153895
Income/ಆದಾಯ :	15000
Applicant Name/ಅರ್ಜಿದಾರರ ಹೆಸರು :	Nagesh N M
Gender/ಲಿಂಗ :	Male/ಪುರುಷ
Date of Birth/ಹುಟ್ಟಿದ ದಿನಾಂಕ :	06/03/1973
Father/Guardian Name/ತಂದೆ/ಪೋಷಕರ ಹೆಸರು :	ಎನ್. ಮುನಿಯಪ್ಪ
Father's occupation/ತಂದೆಯ ಉದ್ಯೋಗ :	ertert
Mother Name/ತಾಯಿಯ ಹೆಸರು :	ertert
Mother's occupation/ತಾಯಿಯ ಉದ್ಯೋಗ :	eter
Address/ವಿಳಾಸ :	ert
District/ಜಿಲ್ಲೆ :	Belgaum

Step 8 : Click to Attach Annexure

The screenshot shows the ServicePlus application form with the following sections:

Bank Details/ಬ್ಯಾಂಕ್ ವಿವರಗಳು

Bank Name/ಬ್ಯಾಂಕ್ ಹೆಸರು :	Andhra Bank
Branch District/ಶಾಖೆ ಜಿಲ್ಲೆ :	Gulbarga
Branch Name/ಶಾಖೆ ಹೆಸರು :	GULBARGA
Bank A/C No/ಬ್ಯಾಂಕ್ ಖಾತೆ ಸಂಖ್ಯೆ :	543534534534
Bank IFSC Code/ಬ್ಯಾಂಕ್ ಐಒಎಸ್‌ಸಿ ಕೋಡ್ :	ANDB0000184

Declaration/ಘೋಷಣೆ

Yes, The information/ details provided above are true to the best of my knowledge/ಹೌದು, ಮೇಲೆ ನೀಡಲಾದ ಮಾಹಿತಿ / ವಿವರಗಳು ನನ್ನ, ಜ್ಞಾನದ ಅತ್ಯುತ್ತಮವಾದವು/ನಿಜವೆ

I Agree : Yes

DOB : 05-12-1988

Additional Details

Apply to the Office : SOCIAL WELFARE

08/9/2021 03:49:24 IST <http://serviceonline.gov.in/configureka>

[Edit](#) [Attach Annexure](#) [Cancel](#) [Print](#) [Export to PDF](#) [Click here to initiate new application](#)

MINISTRY OF PANCHAYATI RAJ | Digital India | data.gov | .gov.in | DeITY | PMINDIA

Site is technically designed, hosted and maintained by National Informatics Centre. Contents on this website is owned, updated and managed by the Ministry of Panchayati Raj. POWERED BY SERVICEPLUS

Step 9: Attach the annexures and save them

The screenshot shows the 'ATTACH ENCLOSURE(S)' interface in the ServicePlus application. The left sidebar contains a 'Menu' with options like 'Manage Profile', 'Apply for services', 'View all available services', and 'View Status of Application'. The main content area features a table for attaching documents:

Type of Enclosure	Enclosure Document	File/Reference
Candidate Photo	<input type="text" value="Candidate Photo"/>	<input type="text" value="download.jpg"/>

Below the table, there are buttons for 'Save Annexure', 'Cancel', and 'Back'. A 'Document Format' error message is visible. The footer includes logos for 'MINISTRY OF PANCHAYATI RAJ', 'Digital India', 'data.gov.in', 'in.ia.gov.in', 'DeITY', and 'PMINDIA'.

Step 10: Saved annexures will be displayed

The screenshot shows the 'Saved annexures will be displayed' interface. The left sidebar is the same as in Step 9. The main content area displays the following information:

Branch Name/ಶಾಖೆಯ ಹೆಸರು : GULBARGA
Bank A/C No./ಬ್ಯಾಂಕ್ ಖಾತೆ ಸಂಖ್ಯೆ : 543534534534
Bank IFSC Code/ಬ್ಯಾಂಕ್ ಐಒಎಫ್‌ಸಿ ಕೋಡ್ : ANDB0000164

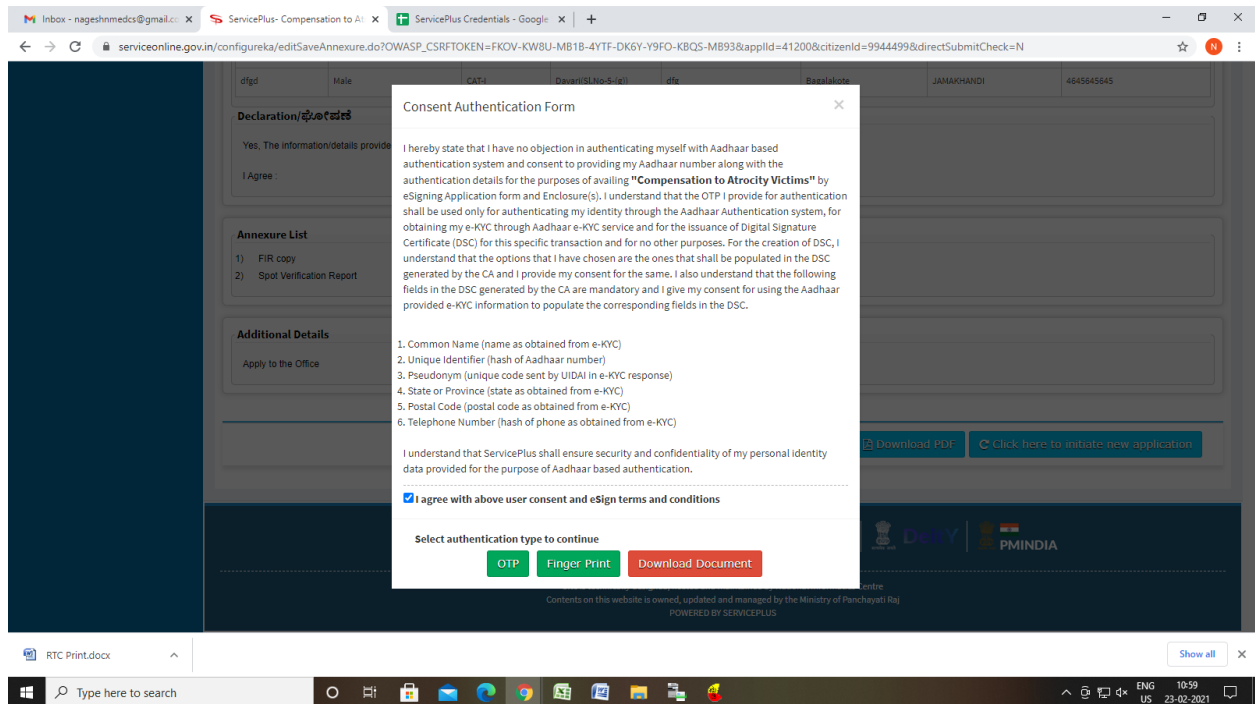
Declaration/ಘೋಷಣೆ
Yes, The information/ details provided above are true to the best of my knowledge/ಹೌದು, ಮೇಲೆ ನೀಡಲಾದ ಮಾಹಿತಿ / ವಿವರಗಳು ನನ್ನ ಜ್ಞಾನದ ಅತ್ಯುತ್ತಮವಾದವುಗಳಾಗಿವೆ
I Agree : Yes
DOB : 05-12-1988

Annexure List
1) Candidate Photo [Candidate Photo](#)

Additional Details
Apply to the Office : SOCIAL WELFARE

At the bottom, there are buttons for 'eSign and Make Payment', 'Cancel', 'Print', 'Download PDF', and 'Click here to initiate new application'. The footer includes logos for 'MINISTRY OF PANCHAYATI RAJ', 'Digital India', 'data.gov.in', 'in.ia.gov.in', 'DeITY', and 'PMINDIA'.

Step 11: Click on e sign and proceed



The screenshot shows a web browser window with the URL `serviceonline.gov.in/configureka/editSaveAnnexure.do?OWASP_CSRFTOKEN=FKOV-KW8U-MB1B-4YTF-DK6Y-Y9FO-KBQS-MB93&appId=41200&citizenId=9944499&directSubmitCheck=N`. A modal window titled "Consent Authentication Form" is displayed over the main application page. The form contains the following text:

I hereby state that I have no objection in authenticating myself with Aadhaar based authentication system and consent to providing my Aadhaar number along with the authentication details for the purposes of availing "Compensation to Atrocity Victims" by eSigning Application form and Enclosure(s). I understand that the OTP I provide for authentication shall be used only for authenticating my identity through the Aadhaar Authentication system, for obtaining my e-KYC through Aadhaar e-KYC service and for the issuance of Digital Signature Certificate (DSC) for this specific transaction and for no other purposes. For the creation of DSC, I understand that the options that I have chosen are the ones that shall be populated in the DSC generated by the CA and I provide my consent for the same. I also understand that the following fields in the DSC generated by the CA are mandatory and I give my consent for using the Aadhaar provided e-KYC information to populate the corresponding fields in the DSC.

Additional Details

1. Common Name (name as obtained from e-KYC)
2. Unique Identifier (hash of Aadhaar number)
3. Pseudonym (unique code sent by UIDAI in e-KYC response)
4. State or Province (state as obtained from e-KYC)
5. Postal Code (postal code as obtained from e-KYC)
6. Telephone Number (hash of phone as obtained from e-KYC)

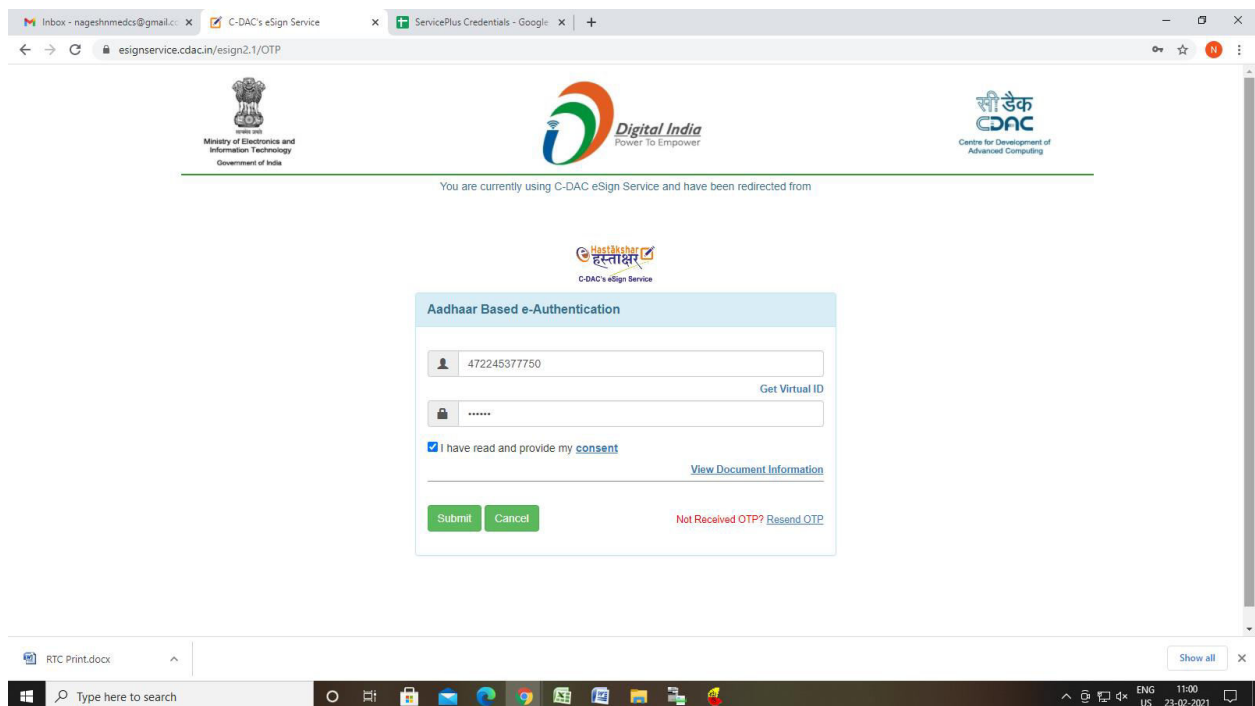
I understand that ServicePlus shall ensure security and confidentiality of my personal identity data provided for the purpose of Aadhaar based authentication.

I agree with above user consent and eSign terms and conditions

Select authentication type to continue

The background application page shows a "Declaration" section with a checkbox for "I Agree" and an "Annexure List" containing "FIR copy" and "Spot Verification Report". There are also buttons for "Download PDF" and "Click here to initiate new application".

Step 12: eSign page will be displayed. Fill Aadhar number to get OTP and proceed to Submit



The screenshot shows the "C-DAC's eSign Service" page. At the top, there are logos for the Ministry of Electronics and Information Technology, Government of India, Digital India (Power To Empower), and C-DAC (Centre for Development of Advanced Computing). A message states: "You are currently using C-DAC eSign Service and have been redirected from".

The main content area features the "Aadhaar Based e-Authentication" form. It includes the following fields and elements:

- Aadhaar Number field: `472245377750`
- Get Virtual ID button
- OTP field: `.....`
- Consent checkbox: I have read and provide my consent
- View Document Information link
- Submit and Cancel buttons
- Not Received OTP? Resend OTP link

The browser's address bar shows the URL `esignservice.cdac.in/esign2.1/OTP`. The Windows taskbar at the bottom shows the time as 11:00 on 23-02-2021.

Step 13: Click on Make Payment and proceed

The screenshot shows the 'PAYMENT DETAILS' section of the Seva Sindhu portal. The page title is 'APPLICATION FOR CASTE CERTIFICATE'. The 'Mode Of Payment' is set to 'Cash'. The 'Total Amount to be paid (in Rs.)' is 25.0. The 'Receipt No.' is 'sss' and the 'Payment Date' is '25/08/2020'. There are three buttons at the bottom right: 'Make Payment' (green), 'Reset' (blue), and 'Cancel' (red).

Step 14: After Payment is Successful, Sakala acknowledgement will be generated

The screenshot shows the 'ACKNOWLEDGEMENT' section of the ServicePlus portal. The page title is 'Sakala Acknowledgement/ಸಕಾಲ ಸ್ವೀಕೃತಿ'. The table below contains the following information:

Sakala Acknowledgement/ಸಕಾಲ ಸ್ವೀಕೃತಿ							
Office Name / ಕಛೇರಿ ಹೆಸರು	Social Welfare Department						
Sakala No./ಸಕಾಲ ಸಂಖ್ಯೆ	SC0075210000001						
Application Date / ಅರ್ಜಿಯ ದಿನಾಂಕ	23/02/2021						
Service Requested / ವಿನಂತಿಸಿದ ಸೇವೆ	Compensation to Atrocity Victims						
Applicant Name / ಅರ್ಜಿದಾರರ ಹೆಸರು							
Applicant Address / ಅರ್ಜಿದಾರರ ವಿಳಾಸ							
Mobile No / ಮೊಬೈಲ್ ಸಂಖ್ಯೆ							
Documents Submitted / ದಾಖಲಾತಿಗಳನ್ನು ಸಲ್ಲಿಸಿದ ಮಾಹಿತಿ	<table border="1"> <thead> <tr> <th>Type of document(s)</th> <th>Document(s) Attached</th> </tr> </thead> <tbody> <tr> <td>FIR copy</td> <td>FIR copy</td> </tr> <tr> <td>Spot Verification Report</td> <td>Spot Verification Report</td> </tr> </tbody> </table>	Type of document(s)	Document(s) Attached	FIR copy	FIR copy	Spot Verification Report	Spot Verification Report
Type of document(s)	Document(s) Attached						
FIR copy	FIR copy						
Spot Verification Report	Spot Verification Report						
Payment Status / ಪಾವತಿ ಸ್ಥಿತಿ	Payment Paid Successfully/ಪಾವತಿ ಯಶಸ್ವಿಯಾಗಿ ಪಾವತಿಸಲಾಗಿದೆ						
Payment Mode / ಪಾವತಿ ವಿಧಾನ	Not Applicable/ಅನ್ವಯಿಸುವುದಿಲ್ಲ						
Transaction ID / ವ್ಯವಹಾರ ಐಡಿ	Not Applicable/ಅನ್ವಯಿಸುವುದಿಲ್ಲ						
Transaction Date and Time / ವ್ಯವಹಾರ ದಿನಾಂಕ	Not Applicable/ಅನ್ವಯಿಸುವುದಿಲ್ಲ						
Transaction Reference Number / ವ್ಯವಹಾರ ಉಲ್ಲೇಖ ಸಂಖ್ಯೆ (As applicable)	sss						